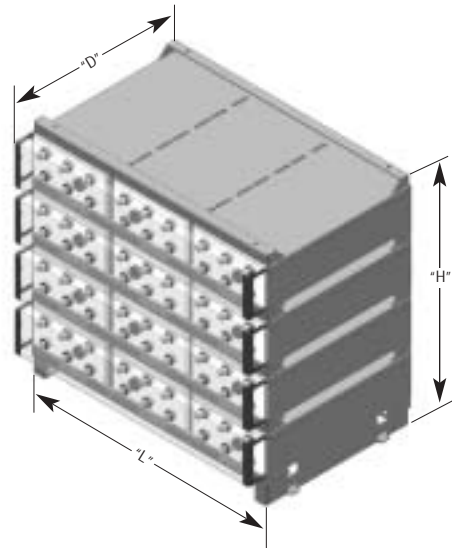




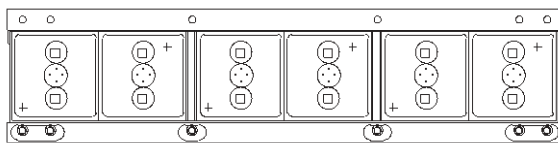
# SPACESAVER™ SYSTEMS

## AVR95 NON-INTERLOCK MODULE

### 24/48 VOLT SYSTEM DIMENSIONS



No. Cells/Module	No. Plates/Cell	System Volts	No. Stacks	No. of Modules High	Total No. of Modules	Capacity C/8 @ 1.75 vpc	Dimensions			
							Length (mm)	Depth <sup>1</sup> (mm)	Height <sup>2</sup> (mm)	Weight <sup>3</sup> (kgs.)
6	7	24	1	2	2	<b>285</b>	19.00" (483)	27.12" (689)	20.08" (510)	706 lbs. (320)
	7	48	1	4	4	<b>285</b>	19.00" (483)		36.16" (918)	1384 lbs. (628)
	9	24	1	2	2	<b>380</b>	23.50" (597)		20.08" (510)	880 lbs. (399)
	9	48	1	4	4	<b>380</b>	23.50" (597)		36.16" (918)	1732 lbs. (786)
	11	24	1	2	2	<b>475</b>	28.00" (711)		20.08" (510)	1052 lbs. (477)
	11	48	1	4	4	<b>475</b>	28.00" (711)		36.16" (918)	2076 lbs. (942)
	13	24	1	2	2	<b>570</b>	32.50" (826)		20.08" (510)	1228 lbs. (557)
	13	48	1	4	4	<b>570</b>	32.50" (826)		36.16" (918)	2428 lbs. (1101)
	15	24	1	2	2	<b>665</b>	37.00" (940)		20.08" (510)	1404 lbs. (637)
	15	48	1	4	4	<b>665</b>	37.00" (940)		36.16" (918)	2780 lbs. (1261)



**6 Cell (7-15 plates)**

<sup>1</sup> Includes module and front shield.

<sup>2</sup> Height includes base support.  
For overall height dimension (top termination) add top bracket (1.5") and terminal shield (6.25").

<sup>3</sup> Weight includes cells, module and base support, but not the cell hardware.

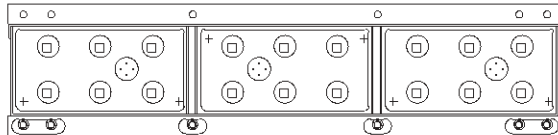


# SPACESAVER™ SYSTEMS

## AVR95 NON-INTERLOCK MODULE

### 24/48 VOLT SYSTEM DIMENSIONS *(cont.)*

No. Cells/Module	No. Plates/Cell	System Volts	No. Stacks	No. of Modules High	Total No. of Modules	Capacity C/8 @ 1.75 vpc	Dimensions			
							Length (mm)	Depth <sup>1</sup> (mm)	Height <sup>2</sup> (mm)	Weight <sup>3</sup> (kgs.)
3	17	24	1	4	4	<b>760</b>	21.90" (556)	27.12" (689)	36.16" (918)	1644 lbs. (746)
	17	48	1	8	8	<b>760</b>	21.90" (556)		68.32" (1735)	3260 lbs. (1479)
	19	24	1	4	4	<b>855</b>	24.15" (613)		36.16" (918)	1820 lbs. (826)
	19	48	1	8	8	<b>855</b>	24.15" (613)		68.32" (1735)	3612 lbs. (1638)
	21	24	1	4	4	<b>950</b>	26.40" (671)		36.16" (918)	1992 lbs. (904)
	21	48	1	8	8	<b>950</b>	26.40" (671)		68.32" (1735)	3956 lbs. (1794)
	23	24	1	4	4	<b>1045</b>	28.65" (728)		36.16" (918)	2168 lbs. (983)
	23	48	1	8	8	<b>1045</b>	28.65" (728)		68.32" (1735)	4308 lbs. (1954)
	25	24	1	4	4	<b>1140</b>	30.90" (785)		36.16" (918)	2340 lbs. (1061)
	25	48	1	8	8	<b>1140</b>	30.90" (785)		68.32" (1735)	4652 lbs. (2110)
	27	24	1	4	4	<b>1235</b>	33.15" (842)		36.16" (918)	2500 lbs. (1134)
	27	48	1	8	8	<b>1235</b>	33.15" (842)		68.32" (1735)	4972 lbs. (2255)
	29	24	1	4	4	<b>1330</b>	35.40" (899)		36.16" (918)	2688 lbs. (1219)
	29	48	1	8	8	<b>1330</b>	35.40" (899)		68.32" (1735)	5348 lbs. (2426)
	31	24	1	4	4	<b>1425</b>	37.65" (956)		36.16" (918)	2848 lbs. (1292)
	31	48	1	8	8	<b>1425</b>	37.65" (956)		68.32" (1735)	5668 lbs. (2571)
33	24	1	4	4	<b>1520</b>	39.90" (1013)	36.16" (918)	3024 lbs. (1372)		
33	48	1	8	8	<b>1520</b>	39.90" (1013)	68.32" (1735)	6020 lbs. (2731)		



**3 Cell (17–33 plates)**

- <sup>1</sup> Includes module and front shield.
- <sup>2</sup> Height includes base support.  
For overall height dimension (top termination) add top bracket (1.5") and terminal shield (6.25").
- <sup>3</sup> Weight includes cells, module and base support, but not the cell hardware.

"POWERED FOR PERFORMANCE"™

TOLL FREE #: 800-429-5797

**EAST PENN manufacturing co., inc.**

DISTRIBUTED BY: • Phone: 818-361-6461 • Fax: 818-898-3219

**COAST ENERGY CORPORATION, INC.**

1924 First St. San Fernando, CA 91340 • e-mail: sales@wilpowerbattery.com

E.P.M. Form No. 1150 6/04

© 2004 by EPM Printed in U.S.A.

All data subject to change without notice.  
No part of this document may be copied or reproduced, electronically or mechanically, without written permission from the company.