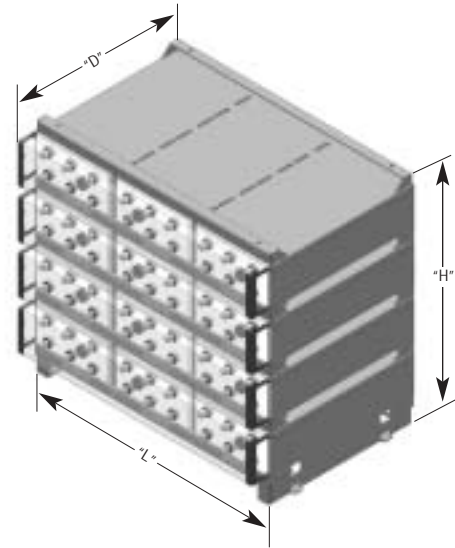




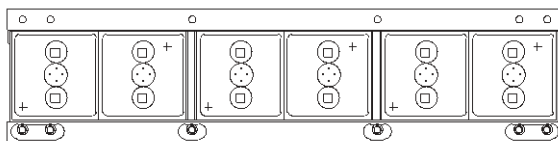
SPACESAVER™ SYSTEMS

AVR75 NON-INTERLOCK MODULE

24/48 VOLT SYSTEM DIMENSIONS



No. Cells/Module	No. Plates/Cell	System Volts	No. Stacks	No. of Modules High	Total No. of Modules	Capacity C/8 @ 1.75 vpc	Dimensions			
							Length (mm)	Depth ¹ (mm)	Height ² (mm)	Weight ³ (kgs.)
6	5	24	1	2	2	160	14.55" (370)	24.50" (622)	20.08" (510)	480 lbs. (218)
	5	48	1	4	4	160	14.55" (370)		36.16" (918)	934 lbs. (424)
	7	24	1	2	2	235	19.00" (483)		20.08" (510)	630 lbs. (286)
	7	48	1	4	4	235	19.00" (483)		36.16" (918)	1234 lbs. (560)
	9	24	1	2	2	310	23.50" (597)		20.08" (510)	778 lbs. (353)
	9	48	1	4	4	310	23.50" (597)		36.16" (918)	1530 lbs. (694)
	11	24	1	2	2	390	28.00" (711)		20.08" (510)	926 lbs. (420)
	11	48	1	4	4	390	28.00" (711)		36.16" (918)	1826 lbs. (828)
	13	24	1	2	2	470	32.50" (826)		20.08" (510)	1074 lbs. (487)
	13	48	1	4	4	470	32.50" (826)		36.16" (918)	2122 lbs. (963)
	15	24	1	2	2	550	37.00" (940)		20.08" (510)	1224 lbs. (555)
	15	48	1	4	4	550	37.00" (940)		36.16" (918)	2422 lbs. (1099)



6 Cell (5–15 plates)

¹ Includes module and front shield.

² Height includes base support.

For overall height dimension (top termination) add top bracket (1.5") and terminal shield (6.25").

³ Weight includes cells, module and base support, but not the cell hardware.

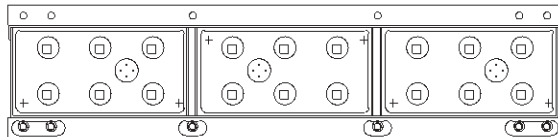


SPACESAVER™ SYSTEMS

AVR75 NON-INTERLOCK MODULE

24/48 VOLT SYSTEM DIMENSIONS *(cont.)*

No. Cells/Module	No. Plates/Cell	System Volts	No. Stacks	No. of Modules High	Total No. of Modules	Capacity C/8 @ 1.75 vpc	Dimensions			
							Length (mm)	Depth ¹ (mm)	Height ² (mm)	Weight ³ (kgs.)
3	17	24	1	4	4	630	21.90" (556)	24.50" (622)	36.16" (918)	1446 lbs. (656)
	17	48	1	8	8	630	21.90" (556)		68.32" (1735)	2866 lbs. (1300)
	19	24	1	4	4	705	24.15" (613)		36.16" (918)	1594 lbs. (723)
	19	48	1	8	8	705	24.15" (613)		68.32" (1735)	3162 lbs. (1434)
	21	24	1	4	4	785	26.40" (671)		36.16" (918)	1742 lbs. (790)
	21	48	1	8	8	785	26.40" (671)		68.32" (1735)	3458 lbs. (1569)
	23	24	1	4	4	865	28.65" (728)		36.16" (918)	1890 lbs. (857)
	23	48	1	8	8	865	28.65" (728)		68.32" (1735)	3754 lbs. (1703)
	25	24	1	4	4	945	30.90" (785)		36.16" (918)	2026 lbs. (919)
	25	48	1	8	8	945	30.90" (785)		68.32" (1735)	4026 lbs. (1826)
	27	24	1	4	4	1025	33.15" (842)		36.16" (918)	2178 lbs. (988)
	27	48	1	8	8	1025	33.15" (842)		68.32" (1735)	4330 lbs. (1964)
	29	24	1	4	4	1100	35.40" (899)		36.16" (918)	2326 lbs. (1055)
	29	48	1	8	8	1100	35.40" (899)		68.32" (1735)	4626 lbs. (2098)
	31	24	1	4	4	1175	37.65" (956)		36.16" (918)	2474 lbs. (1122)
	31	48	1	8	8	1175	37.65" (956)		68.32" (1735)	4922 lbs. (2233)
33	24	1	4	4	1255	39.90" (1013)	36.16" (918)	2622 lbs. (1189)		
33	48	1	8	8	1255	39.90" (1013)	68.32" (1735)	5218 lbs. (2367)		



3 Cell (17-33 plates)

- ¹ Includes module and front shield.
- ² Height includes base support.
For overall height dimension (top termination) add top bracket (1.5") and terminal shield (6.25").
- ³ Weight includes cells, module and base support, but not the cell hardware.

"POWERED FOR PERFORMANCE"™

TOLL FREE #: 800-429-5797

EAST PENN manufacturing co., inc.

DISTRIBUTED BY: • Phone: 818-361-6461 • Fax: 818-898-3219

COAST ENERGY CORPORATION, INC.

1924 First St. San Fernando, CA 91340 • e-mail: sales@wilpowerbattery.com

E.P.M. Form No. 1149 6/04

© 2004 by EPM Printed in U.S.A.

All data subject to change without notice.
No part of this document may be copied or reproduced, electronically or mechanically, without written permission from the company.